

- We hereby announce the ALPS treated water discharge plan (draft) for FY2026.

【Main points of the FY2026 ALPS treated water discharge plan (draft)】

- Number of annual discharges: 8 times
- Annual amount of water to be discharged: Approx. 62,400m³
- Annual amount of tritium to be discharged: Approx. 11 T Bq

- As a general rule, we will start by discharging ALPS treated water with a low concentration of tritium. Space needed for facilities required for decommissioning, and the need to secure enough relay tanks used for holding ALPS treated water after secondary treatment are also considered during the drafting of the discharge plan.
- As a result of improving work efficiency based on past operational results, it has become possible to shorten the time between discharge batches, and the number of discharges per year will be eight in FY2026 (see slide 7).
- Based on the various opinions we have received, we will present the revised draft once the discharge plan is finalized in March.
- Additionally, secondary treatment of the water to re-purified is scheduled to begin in FY2026. For the time being, the water that has undergone secondary treatment will not be included in the discharge plan for the fiscal year in which secondary treatment is carried out but will be temporarily stored and considered for discharge from the following fiscal year onwards (see slide 6).
- Regarding the use of the site, we are considering installing a facility for "dry storage of spent fuel on high ground" in the H4 tank area and will continue to consider specific steps for dismantling the tanks and clearing the land in that area (see slide 8).
- We will continue to remain vigilant as we discharge ALPS treated water into the sea so as to maintain safety and consistency.

- As a general rule, we will start by discharging water with a low concentration of tritium, but the discharge plan will be created taking into account the following points.
- We will create a discharge plan for the following fiscal year at the end of each fiscal year and announce it.

※ Issues that will be considered when formulating the discharge plan

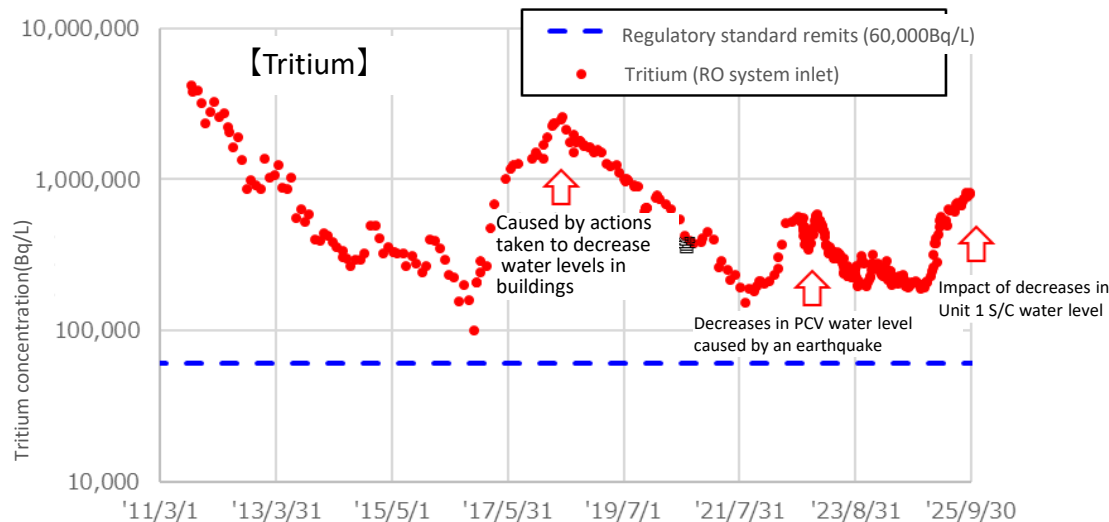
- We will decide whether to prioritize the amount of water being generated daily or in storage when discharging water during the next fiscal year in order to reduce the annual amount of tritium to be discharged.
- Secondary treatment of the water to be re-purified is scheduled to begin in FY2026. For the time being, the water that has undergone secondary treatment will not be included in the discharge plan for the fiscal year in which secondary treatment is carried out but will be temporarily stored and considered for discharge from the following fiscal year onwards.
- Consideration will be given to securing land for the facilities necessary for decommissioning, securing relay tanks to receive ALPS treated water after secondary treatment, and inspection and repair of on-site storage tanks in light of their deterioration over time.
- The remaining water from H2 area group J, which will be discharged at the end of fiscal year 2025, will continue to be transferred and will be the target for the first discharge in the following fiscal year.
- If it is possible to switch tank groups without moving the temporary pumps used to transfer water from the storage tanks to the measurement and confirmation facility, transfer water from the same area will be carried out continuously (H1 East area groups A to C).

- When deliberating the ALPS treated water discharge plan, the following factors are taken into consideration.
 - ① The tritium concentrations in contaminated water
 - ② The amount of contaminated water generated
 - ③ Secondary treatment status
 - ④ Inspection of discharge related facility/shortening of discharge process
 - ⑤ Site usage

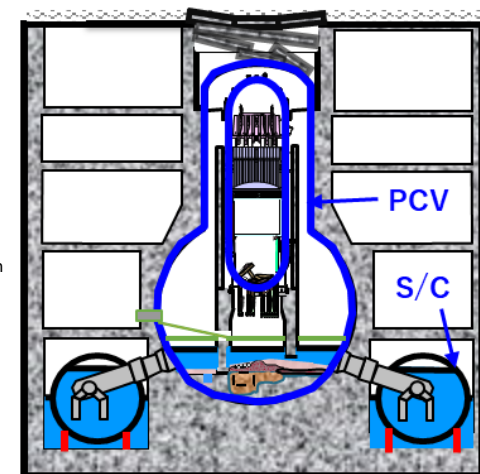
- Each condition is explained on the following pages

① The tritium concentrations in contaminated water

- In order to lower the water level in the PCV and Suppression Chamber (S/C) from the perspective of seismic safety, work to lower the water level in the PCV of Unit 1 began in March 2024. An increased rate of water level decline in the S/C has been confirmed since the end of December 2024, which is presumed to be due to the leakage of contained water into the basement of the reactor building, but no movement of contained water outside the reactor building has been confirmed.
- The water contained in the S/C that leaked into the basement of the reactor building will be collected and purified as contaminated water, but because the tritium concentration is high (Unit 1: Approx. 20 million Bq/L, Approx. 4,800m³), the tritium concentration of the contaminated water is currently (as of the end of September 2025) on the rise (Approx. 800,000 Bq/L), and this trend is expected to continue after FY2026. Therefore, when considering the discharge plan for FY2026, it is planned to discharge the stored ALPS treated water with a lower tritium concentration.



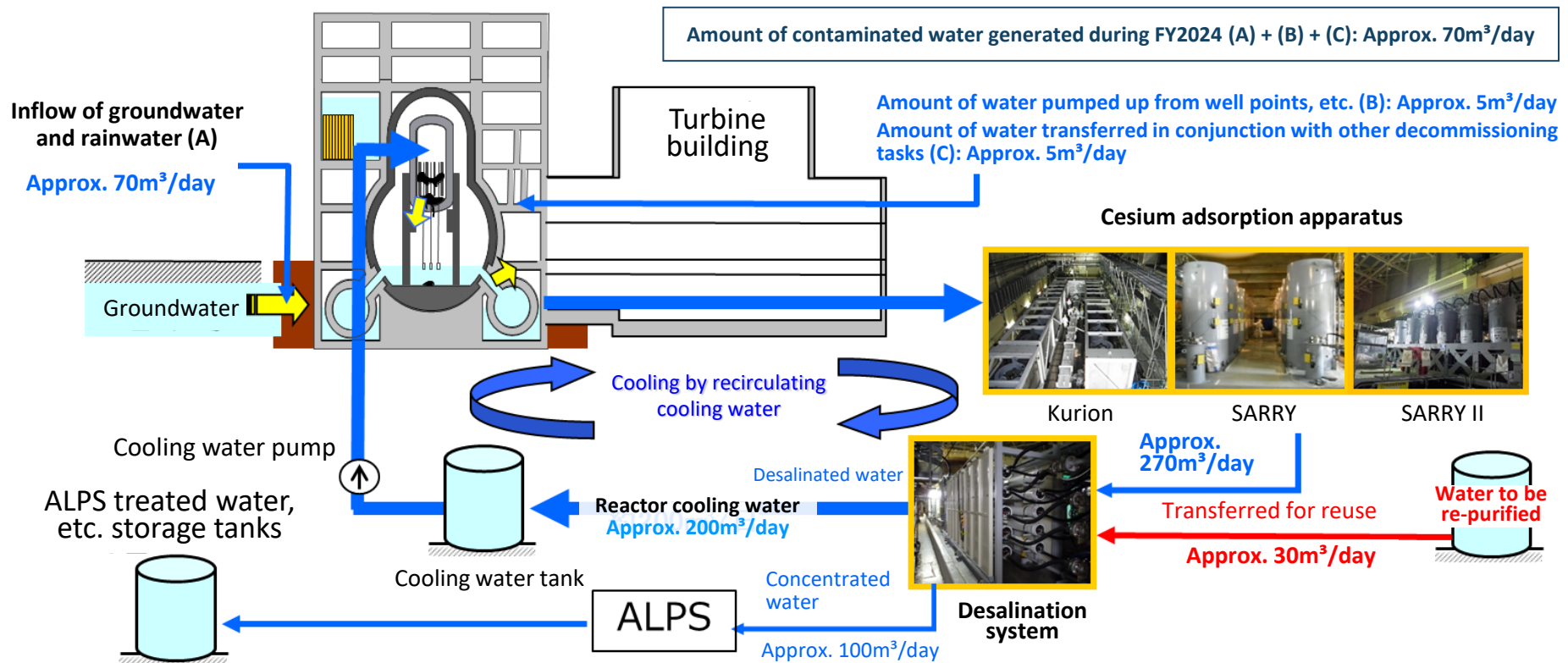
Tritium concentrations in contaminated water trend



Unit 1

② Amount of contaminated water generated

- During FY2024, contaminated water was generated at a rate of approx. 70m³/day with approximately 60m³ of that water flowing into buildings on a daily basis. Approx. 5m³/day of contaminated groundwater from 2.5m above sea level (well points) was pumped up and approx. 5m³/day of contaminated water was transferred in conjunction with other decommissioning tasks.
- We will continue to implement measures to achieve our goal of reducing the amount of contaminated water generated to 50-70 m³/day by FY2028.



③ Status of secondary treatment

- In July 2025, we submitted an application for permission to modify the implementation plan pertaining to the installation of transfer pipes for water to be re-purified, and we plan to commence secondary treatment of water to be re-purified during FY2026.
- For the time being, water subject to secondary treatment has not been included in the discharge plan for the fiscal year during which the secondary treatment was performed and will be temporarily stored as a candidate for discharge during the next fiscal year or thereafter.

④ Inspection of discharge related facilities/shortening of the discharge process

(1) Inspection of discharge related facilities

① Annual inspection of seawater systems

- In continuation of inspections performed during FY2024 and FY2025, an inspection of seawater systems is also planned also for FY2026.

② Full inspection of measurement/confirmation tanks

- In continuation of inspections performed during FY2024 and FY2025, a full inspection of measurement/confirmation tanks is also planned.

FY2024: Full inspection of Group B tanks performed

FY2025: Full inspection of Group C tanks underway

FY2026: Full inspection of Group A tanks planned

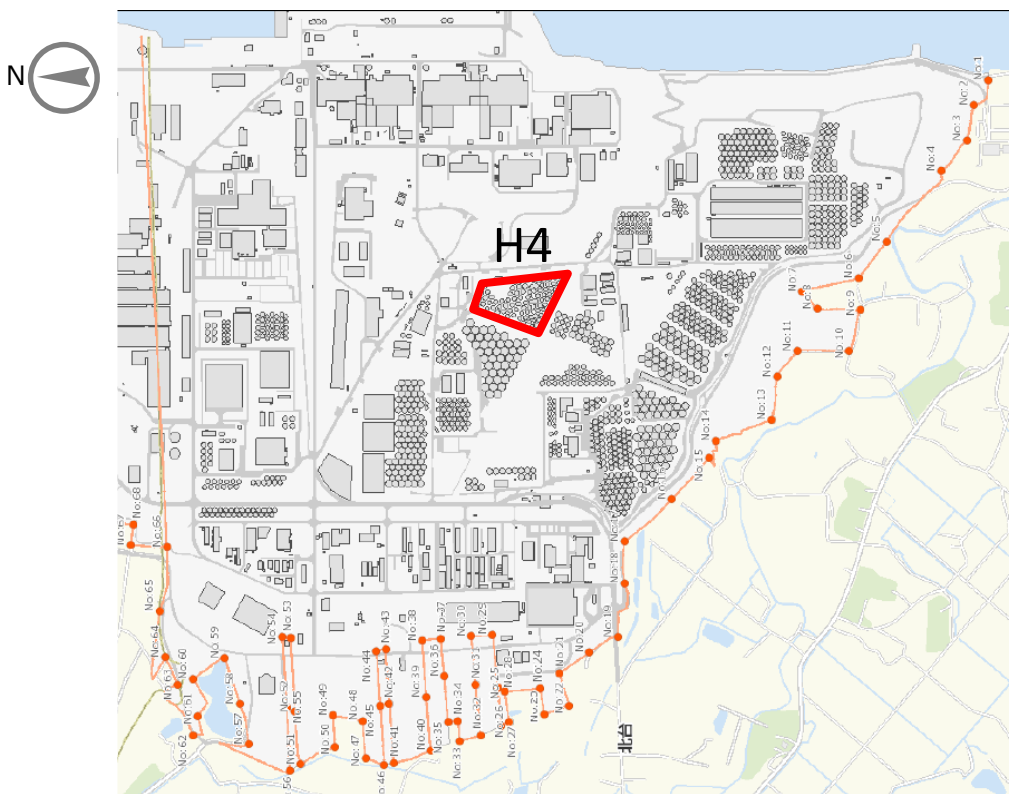
(2) Shortening of the discharge process

- After having streamlined tasks based on operation results, we predict that we will be able to shorten the time periods needed for transferring water to measurement/confirmation tanks as well as for analysis.
- Up until now, the transfer of water to measurement/confirmation tanks has only taken place during the day. However, in order to reduce the work load (reducing the number of times that pumps need to be started up and shut down, and valves need to be opened/closed), this task will now be continuously performed 24 hours a day.
 - The process for assessing and confirming analysis results has been streamlined.
- This will allow us to shorten the periods between discharge batches meaning that during FY2026 there will be eight discharges.

⑤ Site usage

- In conjunction with the future discharge plan, we predict that we will be able to secure space on site for the construction of dry storage facilities on high ground for spent fuel^{※1}. The aforementioned facilities will be built in the H4 area, which is further away from site borders compared to other areas thereby allowing us to reduce the impact on dose levels at site borders. We are moving forward with the detailed deliberation of plans to dismantle tanks and clear out the aforementioned area.
- Since some of the water being stored in the H4 area will not be immediately discharged, this water will be transferred to tanks that have been emptied through the course of discharge, and preparations will be made to dismantle the tanks in the H4 area.

※1 Changes may be made to facilities to be built in accordance with decommissioning progress.



Location of the H4 area and dose measurement points on the Okuma side border

Amount of water being stored in the H4 area (86 tanks):
Approx. 96,300m³

(Breakdown)

Amount of water for which the sum of the ratios of legally required concentrations of radioactive substances, excluding tritium, is less than 1^{※2}: Approx. 16,600m³

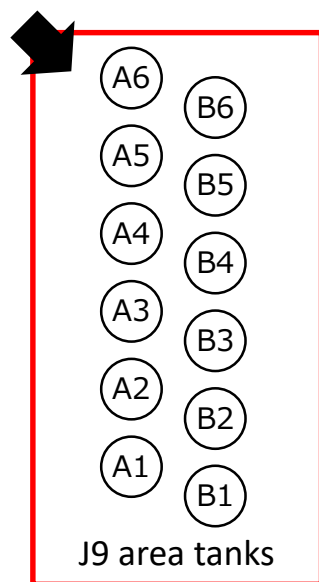
Amount of water for which the sum of the ratios of legally required concentrations of radioactive substances, excluding tritium, is 1 or higher^{※2}: Approx. 79,700m³

※2 Conservative calculation of the ratios of legally required concentrations, which is based on the analysis values of the primary seven nuclides (Cs-134, Cs-137, Sr-90, I-129, Co-60, Sb-125, Ru-106), that assumes that the maximum concentration of C-14 is 0.11 and the total concentrations of other nuclides is 0.3.

[Reference] Status of the dismantling of the J8 and J9 area tanks **TEPCO**

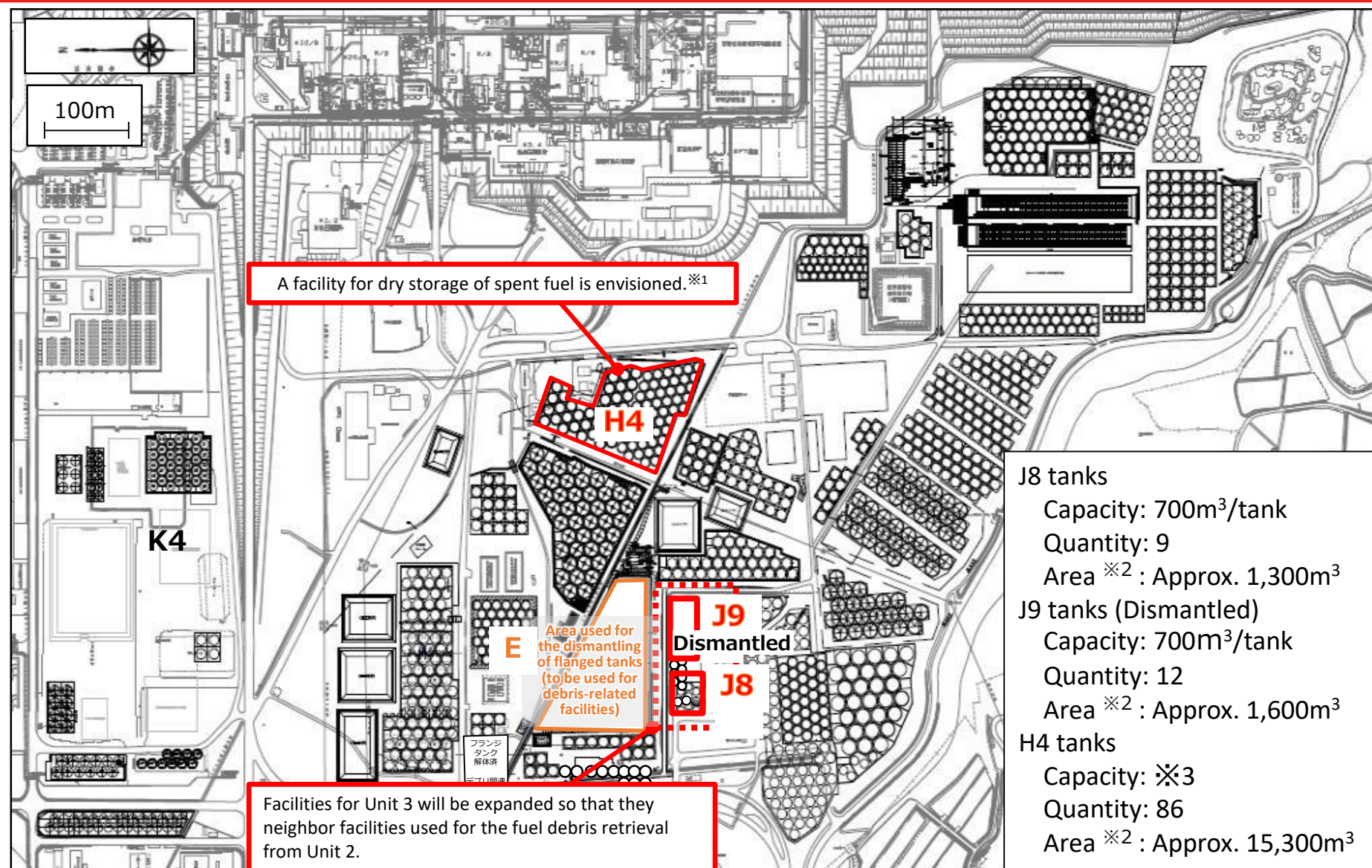
- In addition to the E area, which is assumed to be the construction site for fuel debris retrieval related facilities for Unit 2, the J8 and J9 areas near the E area are assumed to be the construction site for fuel debris retrieval related facilities for Unit 3.
- Dismantling of the J9 area tank began on February 14, 2025 and was completed on September 3, 2025.

Direction of photograph



- In preparation for the dismantling of the J8 area tank, the transfer of stored treated water to the H1-G area began on July 3, 2025, and be completed on September 25, 2025. Operation ceased on November 20, 2025. Dismantling will begin as soon as preparations are complete.

[Reference] Areas of dismantled tank groups



※1 The facilities to be installed may be subject to change depending on the progress of decommissioning work.

※2 Area of outer tank dam ※3 1,200m³/tank (35 tanks) 、1,060m³/tank (13 tanks) 、1,140m³/tank (38 tanks)

FY2026 ALPS treated water discharge plan (draft) (1/2)

- As of January 2026, the FY2026 discharge plan (draft) as follows. There will be eight discharges during the year with an annual discharge of approximately 62,400m³. The annual tritium discharge volume will be approximately 11 T Bq. In addition, there may be slight differences between the planned and actual annual tritium discharge amounts due to factors such as differences in the analytical values at the source tank group and the measurement/confirmation tank group.

Management number※ ¹	Transfer source tank※ ²	Amount of water to be transferred	Discharge commencement period
26-1-19	H2 area Group J (Transferred to Measurement/Confirmation facility Group A) : Approx. 7,600m ³ H1 East area Group C (Transferred to Measurement/Confirmation facility Group A) : Approx. 200m ³	Secondary treatment: None Sum of the ratios to regulatory concentrations: 0.51 - 0.86 ※ ³ Tritium concentration: 150,000~250,000Bq/L ※ ⁴ Total amount of tritium : 1.9 T Bq	April
26-2-20	H1 East area Group C (Transferred to Measurement/Confirmation facility Group B) : Approx. 7,800m ³	Secondary treatment: None Sum of the ratios to regulatory concentrations: 0.51 - 0.86 ※ ³ Tritium concentration: 150,000Bq/L ※ ⁴ Total amount of tritium : 1.2 T Bq	May~June
26-3-21	H1 East area Group C (Transferred to Measurement/Confirmation facility Group A) : Approx. 3,900m ³ H1 East area Groups A/B (Transferred to Measurement/Confirmation facility Group A) : Approx. 3,900m ³	Secondary treatment: None Sum of the ratios to regulatory concentrations: 0.51 - 0.86 ※ ³ Tritium concentration: 150,000~160,000Bq/L ※ ⁴ Total amount of tritium : 1.2 T Bq	June~July
26-4-22	H1 East area Groups A/B (Transferred to Measurement/Confirmation facility Group C) : Approx. 7,800m ³	Secondary treatment: None Sum of the ratios to regulatory concentrations: 0.60 - 0.84 ※ ³ Tritium concentration: 160,000Bq/L ※ ⁴ Total amount of tritium : 1.3 T Bq	July~August

Continues on next slide

※¹ The management number is made up of the fiscal year, followed by the discharge number for that fiscal year, and the total number of discharges to date.

For example, "26-1-19" indicates that the data is for the first discharge of FY2026, which is the nineteenth discharge to date.

※² The tank order from which water will be transferred will not be impacted by increases/decreases in the transfer volume (factual measurements). But order of discharge may be moved forward or backward.

※³ Conservative values calculated from the analytical values of the seven major nuclides (Cs-134, Cs-137, Sr-90, I-129, Co-60, Sb-125, Ru-106) measured after ALPS treatment and storage in tanks, plus the maximum value of C-14 (0.11) or analytical value and an estimate of the total of other nuclides at 0.3. For H1 East-A, B, C and H2-B, the notification concentration ratio calculated from the analytical values of the seven major nuclides is added to the maximum value of C-14 (0.11) or analytical value, and the analytical values of other nuclides (values obtained by analyzing samples obtained by mixing water samples taken from each tank in each tank group).

※⁴ Average value of the tank group that was assessed taking into account the radioactive decay until April 1, 2026

FY2025 ALPS treated water discharge plan (draft) (2/2)



Continued from previous slide

Management number ※ ¹	Transfer source tank ※ ²	Amount of water to be transferred	Discharge commencement period
26-5-23	H1 East area Groups A/B (Transferred to Measurement/Confirmation facility Group B) : Approx. 5,000m ³ H2 area Group B (Transferred to Measurement/Confirmation facility Group B) : Approx. 2,800m ³	Secondary treatment: None Sum of the ratios to regulatory concentrations: 0.32 - 0.84 ※ ³ Tritium concentration: 160,000~170,000 Bq/L※ ⁴ Total amount of tritium : 1.3 T Bq	August~ September
26-6-24	H2 area Group B (Transferred to Measurement/Confirmation facility Group A) : Approx. 6,400m ³ K1 area Groups C/D (Transferred to Measurement/Confirmation facility Group A) : Approx. 1,400m ³	Secondary treatment: None Sum of the ratios to regulatory concentrations: 0.32 - 0.84 ※ ³ Tritium concentration: 150,000~190,000 Bq/L※ ⁴ Total amount of tritium : 1.3 T Bq	September~ October
26-7-25	K1 area Groups C/D (Transferred to Measurement/Confirmation facility Group C) : Approx. 7,800m ³	Secondary treatment: None Sum of the ratios to regulatory concentrations: 0.35 - 0.40 ※ ³ Tritium concentration: 190,000 Bq/L ※ ⁴ Total amount of tritium : 1.5 T Bq	October~ November
Inspection suspension (including full inspections of measurement/confirmation facility Group A)			
26-8-26	K1 area Groups C/D (Transferred to Measurement/Confirmation facility Group B) : Approx. 2,100m ³ G4 South area Group C (Transferred to Measurement/Confirmation facility Group B) : Approx. 5,700m ³	Secondary treatment: None Sum of the ratios to regulatory concentrations: 0.35 - 0.50 ※ ³ Tritium concentration: 190,000 Bq/L※ ⁴ Total amount of tritium : 1.5 T Bq	February ~March

➡ Total amount of tritium to be discharged during FY2026 : Approx. 11 T Bq

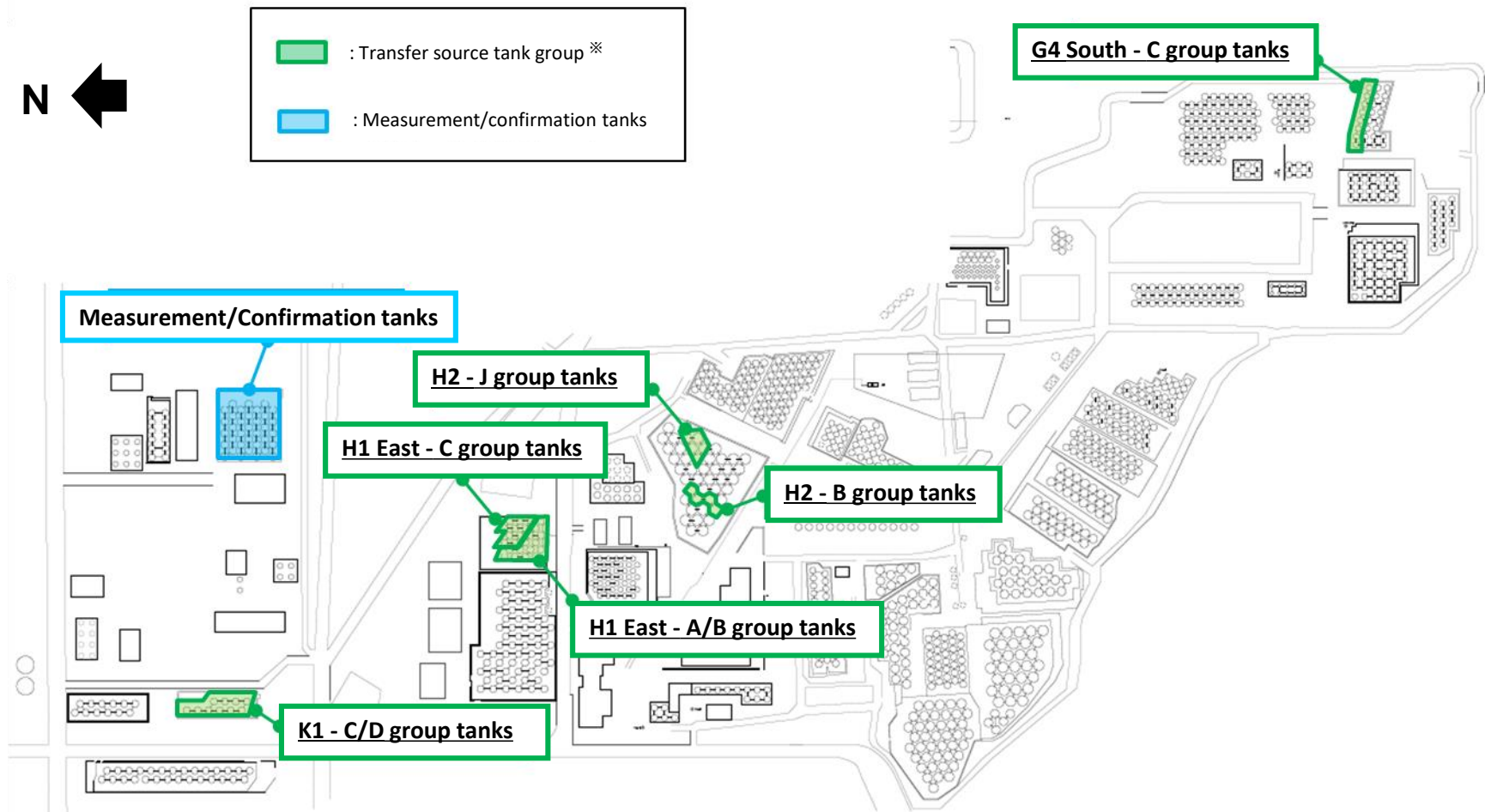
※¹ The management number is made up of the fiscal year, followed by the discharge number for that fiscal year, and the total number of discharges to date.

For example, "26-1-19" indicates that the data is for the first discharge of FY2026, which is the nineteenth discharge to date.

※² The tank order from which water will be transferred will not be impacted by increases/decreases in the transfer volume (factual measurements). But order of discharge may be moved forward or backward.

※³ Conservative values calculated from the analytical values of the seven major nuclides (Cs-134, Cs-137, Sr-90, I-129, Co-60, Sb-125, Ru-106) measured after ALPS treatment and storage in tanks, plus the maximum value of C-14 (0.11) or analytical value and an estimate of the total of other nuclides at 0.3. For H1 East-A, B, C and H2-B, the notification concentration ratio calculated from the analytical values of the seven major nuclides is added to the maximum value of C-14 (0.11) or analytical value, and the analytical values of other nuclides (values obtained by analyzing samples obtained by mixing water samples taken from each tank in each tank group).

※⁴ Average value of the tank group that was assessed taking into account the radioactive decay until April 1, 2026.



※: After transfer, the tanks will be inspected and then used to receive the ALPS treated water generated daily.